



2017 BIBLE READING PLAN

June

Splashy Stories from the Bible

Jump into the Bible together this month to make a splash! When a rock is plopped into a pool of water, it creates ripples. Read these wet Bible stories together to make big waves of God's love in the world. The more you read, the bigger the splash!



Story	Bible Verses	We read it!	Pages	Pages	Pages
Jesus Is Baptized	Matthew 3:13-17; Mark 1:4-11; Luke 3:15-17,21-22	<input type="checkbox"/>	224-227	166-169	157-160
Jesus Walks on Water	Matthew 14:22-33	<input type="checkbox"/>	262-265	194-197	207-212
Jesus Changes Water to Wine	John 2:1-11	<input type="checkbox"/>	332-337	278-281	167-172
Jesus Calms the Storm	Matthew 8:23-27; Mark 4:35-41	<input type="checkbox"/>	254-257	226-229	173-178

Take the Float Your Boat Challenge

Float homemade boats in nearby bodies of water to remind you of the Bible stories you read together this month. Sail your boat in a lake to recall Jesus walking on water during a storm. Dip your boat into a swimming pool to remember Jesus' baptism. Try filling your boat with animals—animal crackers, that is! Any water will do: buckets, streams, puddles, gutters, even bathtubs.

Say a Prayer


Before you float your boats in each watery spot, say a prayer together: Thank you, God, for water. We float our boats for you! Amen.




Follow these step-by-step instructions to craft your boat from paper, origami-style:




1
Color one entire side of an 8 ½ X 11 sheet of paper with a wax crayon. This seals the bottom of your boat for the best floating action.




2
Fold the paper in half, lengthwise, with the color on the inside, and open it again.




3
Fold both long edges to meet at the center crease.



4
Fold each corner down to meet the center crease.



5
Fold each corner down a second time to meet the center crease, creating a diamond-like shape.



6
Fold the remaining edge on each side to the center crease, forming what looks like a pencil with two tips.



7
Without unfolding the corners, open the center seam to the colorful part of the paper, turning the project inside out to form a canoe.

Make extra boats to serve a snack mix of cheesy fish crackers, chewy fish candies and ring-shaped cereal buoys as you travel to the various water locations.

Pack your bags! July's Bible Reading Plan is your ticket to a Bible-times road trip with Jesus and his friends.
